

**2018**

**2018 08**

)

(

í î

**2**

**5**

**8**

**10**

**23**

**44**

**48**

**49**

**52**

**53**

**1**


---

			000652
			Tianjin TEDA Co., Ltd.
			Tianjin TEDA Co., Ltd.



3

	6,622,150,446.42	7,462,677,228.84	7,462,677,228.84	-11.26%
	42,569,279.31	34,989,305.65	36,420,297.84	16.88%
	39,499,220.70	33,610,327.57	35,041,319.76	12.72%
	550,866,408.38	27,573,071.83	27,573,071.83	1897.84%
/	0.0288	0.0237	0.0247	16.88%
/	0.0288	0.0237		

---

	-7,155.36	
	2,568,035.91	



**1**

	202,149,768.12

**2**

1996

300

2018



43.35%



3.

2018

4859

-21

4.

2.

3.

4.

" "

5.

6.

‘PŽ ‘Tÿ:‘P•^1ÔP...\*4

" " "

7 F 4a 6 2 , 6 F7 a7 °; 2 2 8² .F

	-819,931,576.42	14,143,429.25	-5897.26%	

	6,008,041,562.16	5,987,432,103.89	0.34%	-8.58%	-8.73%	0.17%
	96,518,359.29	76,176,315.15	21.08%	-81.58%	-81.91%	1.43%
	266,847,967.95	151,775,034.71	43.12%	1.02%	-10.87%	7.58%
	188,110,918.79	147,050,877.71	21.83%	320.93%	257.96%	13.75%
	46,346,961.34	33,400,462.61	27.93%	4.36%	3.32%	0.72%
	10,093,895.93	4,602,786.02	54.40%	39.44%	30.32%	3.19%
	6,008,041,562.16	5,987,432,103.89	0.34%	-8.58%	-8.73%	0.17%
	96,518,359.29	76,176,315.15	21.08%	-81.58%	-81.91%	1.43%
	266,847,967.95	151,775,034.71	43.12%	1.02%	-10.87%	7.58%
	188,110,918.79	147,050,877.71	21.83%	320.93%	257.96%	13.75%
	46,346,961.34					


---

	-	-	-	-	-	-	-
	86,623,972.87	957,327.13	0.00	0.00	355,623,099.53	0.00	

3

				223,420,000.00	3,168,960,000.00		60.94%	1,077,000,000.00	-29,248,514.01		2011 07 21	2011-59
				111,880,000.00	1,398,480,000.00		66.59%	490,000,000.00	55,032,462.35		2012 09 11	2012-48

---

--	--	--	--	--	--	--	--

4

1



1.

2.

3.

**1**



2017

33.37% 2018 04 09 2018 04 10

1

巨潮资讯网 www.cninfo.com.cn

--	--	--	--	--	--	--

					3.3	222.82	100%	1336.89				2017 3.3 09 26	2017-3 5



2

3

4

5

1.

2018

500

2.

1 20,000

2018-05	2018 01 30	
20,000 2018-48	2018 06 30	

1

1

2

3

495.85  
10%

			2017 03 21	4,000			
--	--	--	------------	-------	--	--	--

2017 03 22

4,000

18/3/22

---

			2017 09 12	4,000		2017/9/12-20 18/9/12		
			2017 09 14	4,000		2017/9/14-20 18/9/14		

2017 09

09

---

			2018 03 21	4,980		2018/3/21-20 18/9/21		
--	--	--	------------	-------	--	-------------------------	--	--

---

			2011 11 08	160		2011/11/8-20 21/1/25		
			2011 12 13	1,668.68		2011/12/13-2 021/1/25		
			2012 01 13	1,500		2012/1/13-20 21/1/25		

			2017 03 24	5,000		2017/3/24-2018/3/23		
			2017 04 01	2,000		2017/4/1-2018/3/30		
			2017 04 21	10,000		2017/4/21-2018/4/21		
			2017 05 12	6,000		2017/5/12-2018/5/12		
	2016 06 28	36,000	2017 05 04	3,000		2017/5/4-2018/5/3		
	2017 05 15	127,000	2017 06 08	5,000		2017/6/8-2018/6/8		

			2018 03 09	5,000		2018/3/9-2018/9/8	
			2018 03 13	4,500		2018/3/13-2020/3/12	
			2018 03 13	7,000		2018/3/13-2019/3/11	
	2017 05 15	35,000	2017 08 31	4,000		2017/8/31-2018/8/30	
			2017 10 11	2,000		2017/10/11-2018/10/11	



2015	06			
23		100,000	2015 12 17	25,000

			2017 06 13	11,250		2017/6/13-20 18/6/13		
			2017 06 23	5,000		2017/6/23-20 18/6/23		
			2017 06 30	6,000		2017/6/30-20 19/6/29		
			2017 06 30	10,000		2017/6/30-20 18/6/29		
			2017 06 30	4,000		2017/6/30-20 18/6/29		
			2017 08 14	30,000		2017/8/14-20 19/8/14		
			2017 08 31	4,000		2017/8/31-20 18/2/16		
			2017 09 14	4,500		2017/9/14-20 18/9/14		
			2017 09 18	5,500		2017/9/18-20 18/9/18		
			2017 09 22	627		2017/9/22-20 18/9/22		
			2017 09 22	627		2017/9/22-20 19/3/22		
			2017 09 22	5,016		2017/9/22-20 19/9/22		
			2017 09 28	1,373		2017/9/28-20 18/9/28		
			2017 09 28	1,373		2017/9/28-20 19/3/28		
			2017 09 28	10,984				

			2017 12 07	3,260		2017/12/7-2019/12/7		
			2018 01 03	5,000		2018/1/3-2019/1/2		
			2018 01 12	4,480		2018/1/12-2020/1/12		
			2018 02 08	4,000		2018/2/8-2018/8/6		
			2018 03 01	430		2018/3/1-2020/3/1		
			2018 03 21	5,000		2018/3/21-2018/9/21		
			2018 03 23	3,000		2018/3/23-2018/9/23		

2017 05

187,000

2017 07 06

15

---

			2018 01 10	50		2018/1/10-2018/7/10		
			2018 01 10	50		2018/1/10-2019/1/10		

---

	2018 04 25	7,000	2018/4/25-20 18/10/24		
--	------------	-------	--------------------------	--	--



2

3

1

			3		0.74-4.36 /	GB18485-2 014	1.205 /	0	0

					04 /	014			
			3		11.04-35.4 /	GB18485-2 014	35.32 /		

2

1. 2018 3 2 486580511  
 486,580,511 32.98%

2018 3 6 2018-07

2. 2017 2017 2017 2017  
 10 0.35 51,645,084.82 2018 5 31 2017  
 2018-43 2018 6 7

3. 2017 2018

4 10 2017 2018-22

4. 240,000,000 16.26%  
 135% 120% 486,580,511  
 32.98% 2018 4 25  
 2018-31

5. A 2018 7 17  
 2018-49

1. 2018 6 19  
 2018001

PPP

1

	6,816,919	0.46%				-5,368,751	-5,368,751	1,448,168	0.10%
1								0	
2	5,406,251	0.36%				-5,406,251	-5,406,251	0	
3	1,410,668	0.10%				37,500	37,500	1,448,168	0.10%
	1,032,900	0.07%						1,032,900	0.07%
	377,768	0.03%				37,500	37,500	415,268	0.03%
								0	
								0	
	1,468,756,933	99.54%				5,368,751	5,368,751	1,474,125,684	99.90%
1	1,468,756,933	99.54%							


2

	5,406,251	5,406,251	0	0		2018 2 8
	5,406,251	5,406,251	0	0	--	--

	99,491		
5%		10	

---

		0.33%	4,932,862		0	4,932,862		
		0.31%	4,515,201	1436601	0	4,515,201		
		0.25%	3,660,000	-228400	0	3,660,000		
		0.23%	3,400,000	640000	0	3,400,000		
		0.21%	3,170,000	3170000	0	3,170,000		



10

10

10

10

2018 3 2



--	--	--	--	--	--	--	--

|

			0	0	0	0	0	0	0
			0	0	0	0	0	0	0
			0	0	0	0	0	0	0
			0	0	0	0	0	0	0
	--	--	90,520	0	0	140,520	0	0	0

2018 4 9 2017

2018 4 9



			2018 04 09	
			2018 04 09	
			2018 04 09	
			2018 04 09	
			2018 04 09	
			2018 04 09	
			2018 04 09	
			2018 05 25	
			2018 06 13	





---

	0.00	0.00
	999,095,132.46	999,148,867.39
	96,875,846.86	65,987,589.66
	26,760,329,105.63	25,191,729,317.94

---

	2,333,147,780.00	2,177,000,000.00
	2,725,342,686.05	2,785,995,900.99

---

	1,475,573,852.00
	0.00
	0.00
	0.00
	685,222,857.52
	0.00
	23,517,652.90
	0.00
	364,990,946.56
	1,204,900,141.57
	3,754,205,450.55
	1,047,604,164.60

	0.00	0.00
	0.00	0.00
	3,039,220,379.94	3,032,243,383.31
	815,903,394.14	815,903,394.14
	0.00	0.00
	0.00	0.00
	4,382,330,349.50	4,466,932,859.47
	0.00	0.00
	22,070,342.24	23,290,900.36
	2,882,159.89	578,500.00

	7,081,000.00	27,603,166.65
	30,971,822.63	30,925,893.86
	456,237,682.56	176,801,306.20
	0.00	0.00
	248,049,414.87	1,091,596,631.18
	0.00	0.00
	4,526,299,951.40	4,407,236,672.33
	367,000,000.00	557,000,000.00
	0.00	0.00
	0.00	0.00
	0.00	0.00
	0.00	0.00
	0.00	0.00
	0.00	0.00
	0.00	0.00
	0.00	0.00

---

	8,294,634,730.16	8,371,248,595.13

**3**


---

	62,610,432.83	19,739,981.75
	1,223,176.08	7,391,994.48
	323,035.48	7,003,650.21
	63,510,573.43	20,128,326.02
	18,438,661.04	3,477,593.54
	45,071,912.39	16,650,732.48

---

	20,805,301.00	1,661,140.18





---

	8,000.00	434,135.23
	0.00	0.00
	182,624,275.04	



	0.00	0.00
	1,832,000,000.00	1,773,500,000.00
	200,523,845.44	75,232,096.41
	2,032,523,845.44	1,848,732,096.41
	2,139,500,000.00	2,023,050,000.00
	200,628,510.67	138,106,825.84
	413,026,875.00	5,718,658.68
	2,753,155,385.67	2,166,875,484.52
	-720,631,540.23	-318,143,388.11
	0.00	0.00
	-336,725,153.53	-22,592,084.79
	347,874,114.75	81,889,285.28
	11,148,961.22	59,297,200.49



2													
3													
4													

1													
2													
	1,475,573,852.00				685,222,857.52	0.00	23,517,652.90		364,990,946.56		1,204,900,141.57	1,047,604,164.60	4,801,809,615.15

	1,475,573,852.00				685,222,857.52		66,644,364.22		349,760,715.88		948,634,417.35	808,310,748.98	4,334,146,955.95
							392,704.09				2,924,558.43	3,449,764.93	6,767,027.45
													0.00


							-14,989,592.30					14,286,690.06	-19,769,565.36	-20,472,467.60	
							-14,989,592.30					36,420,297.84	-19,769,565.36	1,661,140.18	
1															
2															
3															



	1,475,573,852.00											

1												
2												
	1,475,573,852.00				682,653,238.87		23,124,948.81		359,294,334.67	828,285,621.18	3,368,931,995.53	

	1,475,573,852.00											



(  
1997 9 24

1996 11 28

(

( )

)

(

"

"

2018 8 29

**1**

2006 2 1y

2

3

4

(a)

( ) ( ) ( )

(b)

5

6

7

8

(a)

(i)

12

(ii)

(iii)

50%( 50%)

( )

20%( 20%)

50%

(iv)

(1)

(3)

(2)

\_\_\_\_\_

( )

└───┘

**3**


**10**

(a)

(b)

(c)

(d) -

/( )

/( )

(e)

(f)

(g)

**11**

(a)



**16****1**

	40-70	
	20-30	
	5	

22 d

(a)

17

(b)

**17****18****19****1****2**

3

20

21

22

jÄ





27

1



---

			+/-	
	1,209,369,841.87	1,213,975,947.08	4,606,105.21	0.38%
	3,782,549,058.15	3,787,547,867.45	4,998,809.30	0.13%
	1,055,817,007.84	1,060,101,531.50	4,284,523.66	0.41%
	17,960,312,249.72	17,957,987,877.32		

---

	15%
	12.5%
	25%
	20%
	15%

**2**

(a)

	15%	2017
		2017-2019
		15%







1




	--	17,193,338.02	--	--

## 7

2018 6 30

(2017 12 31 )

	2018 6 30	2017 12 31
	117,346,745.33	100,622,166.61
	73,414,719.21	76,270,395.36
	135,673,966.47	162,393,568.85




(a)

d 2018 6 30 39,000,000.00

2

( )	600,000,00			600,000,00					5.78%	
	0.00			0.00						

	105,820,94			105,820,94					2.91%	12,704,137
( )	6.00			6.00						
)										




2,651,683

,395.58

27,136,6

59.80

-24,266,6

11.39

-78,419,8

79.11

2

	86,623,972.87		86,623,972.87
	957,327.13	355,623,099.53	356,580,426.66
		339,375,204.60	339,375,204.60


	18,097,309.56	14
	8,149,721.48	
	25,380,737.47	
	1,998,676.56	

(a)

(b) 2018 06 30 53,626,445.07 (2017 12 31 54,426,549.45 )

2018 17,175,916.05

8,623,619.27 150,463.52 8,401,833.26

(c) 2018 06 30 159,167,360.15 ( 171,209,895.57 )

95,000,000.00

**14****1**

	768,014,564.17		768,014,564.17	741,578,454.24		741,578,454.24
PPP	259,213,117.97		259,213,117.97	174,895,442.98		174,895,442.98
	225,059,533.33		225,059,533.33	142,489,964.60		142,489,964.60
	50,754,396.61		50,754,396.61			

---

	000.00	454.24	09.93			564.17			084.91			

4.

84,813,474.33

	4,111,509.34		-3,291,757.04	819,752.30
	8,500,107.79	1,109,014.05	-8,595,423.14	1,013,698.70
	5,095,504.52	1,815,000.00	-1,336,290.89	5,574,213.63
	42,086,092.53	2,924,014.05	-14,605,987.45	30,404,119.13

17 /

1

	98,591,595.76	9,976,118.67	38,417,264.19	8,602,260.00
	212,937,586.02	106,468,793.01	388,852,111.28	97,213,027.82
	194,333,251.80	48,583,313.70	194,333,251.80	48,583,313.71
	165,591,467.07	40,530,788.98	166,428,455.97	40,656,337.31
	5,986,117.36	1,496,529.35	33,621,036.11	8,405,259.05
	677,440,018.01			

		16,524,097.27		15,913,610.25
--	--	---------------	--	---------------

**4**

		116,370,407.55	176,806,182.73
		875,587,182.41	786,777,200.09
		991,957,589.96	963,583,382.82

**5**

2018	50,241,212.40	50,241,212.40	
2019	168,433,569.55	168,433,569.55	
2020	101,526,551.68	101,526,551.68	
2021	308,460,055.63	308,460,055.63	

2022

---

---

81,175,091.86

81,175,091.86





(a)

	278,647,342.79	272,912,030.32	2020	72%
Y-MSD	238,313,831.00	186,959,681.00	2018	48%

**3**



	35,459,700.63	35,413,771.86
	532,699,295.63	517,653,366.86

1

\*

(" ")

(" ")

2018 6 30

517,482,107.65 (2017 12 31 517,629,616.86 )

29

12 □

---

	506,200,000.00	1,068,800,000.00
	2,425,520,000.00	2,538,470,000.00
	2,097,000,000.00	2,248,000,000.00
	4,015,518,902.00	3,687,372,721.00
	-1,855,059,815.00	-1,595,863,634.00
	-952,000,000.00	-406,500,000.00

	988,868,901.51	981,808,544.83

2015 9 10 5  
10.4% 12 2015 12 2016 9  
10 8%~9.5% 3 4

**33**

**1**

(a)	859,874,211.81	1,065,100,827.02
(b)	312,007,051.18	385,455,133.75
	-533,358,701.89	-471,590,185.68
	-46,296,492.89	-120,831,812.92
	592,226,068.21	858,133,962.17



	673,295.13			17,045.45			656,249.68	
		18,081.08					18,081.08	
	297,058,291. 75	8,977,157.49		1,843,265.09			304,192,184. 15	--

35

		+ -					
	1,475,573,852. 00						1,475,573,852. 00

36

--	--	--	--	--

	9	.39			.39		2.90
	47,391,560.2	-24,266,611					
	0	.39					

	42,569,279.31	36,420,297.84
	51,645,084.82	22,133,607.78
	1,204,900,141.57	965,845,665.84

1)		0.00
2)	4,606,105.21	
3)	0.00	
4)		0.00
5)	0.00	

**40**

	6,615,959,665.46	6,400,437,580.09	7,456,232,726.35	7,228,717,849.27
	6,190,780.96	963,592.40	6,444,502.49	670,216.40
	6,622,150,446.42	6,401,401,172.49	7,462,677,228.84	7,229,388,065.67

**41**

	3,324,429.22	3,350,199.57
	1,572,258.46	1,586,940.01
	526,048.62	
	4,715,417.39	5,079,792.73
	2,212,740.49	2,468,317.69
	26,427.41	27,735.80
	3,836,761.58	4,366,762.52
	874,248.41	1,218,381.42
	1,048,120.17	1,057,960.00
	2,162,845.22	889,780.44
	1,622,944.06	
	21,922,241.03	20,045,870.18

42



44

	643,393,513.32	743,496,090.14
	-522,875,352.02	-604,881,873.68
	120,518,161.30	138,614,216.46

-

---

	-261,443.61	-7,024,838.44
--	-------------	---------------

47


--	--





---

								/
						5,000.00		





	35,250.00	20,000.00	35,250.00
		1,396,650.58	
	18,600.00	367,307.31	18,600.00
	20,121.13	5,219,692.32	20,121.13
	249,064.35		249,064.35
	323,035.48	7,003,650.21	323,035.48

**53****1**

55

1

	1,288,521,752.23	793,432,810.45
	82,831,939.21	21,627,401.17
	16,412,796.36	15,178,963.39
	135,660,967.86	31,594,605.60
	6,527,300.91	8,885,678.26
	10,308,670.53	21,285,052.53
	1,540,263,427.10	

---

	1,031,774,255.08	444,230,955.96
--	------------------	----------------

**3**

	9,624,275.04	
	43,000,000.00	253,000,000.00
	130,000,000.00	
	182,624,275.04	253,000,000.00

**4**

	804,550,000.00	
	20,000,000.00	
	183,000,000.00	



	-819,931,576.42	14,143,429.25


4

	303,597,772.98	1,123,529,349.40
	954,996.29	522,412.84
	302,642,776.69	1,123,006,936.56
	0.00	0.00
	303,597,772.98	1,123,529,349.40

1

1

				100.00%	
				55.00%	
				99.94%	



--	--	--	--	--	--	--

3

	19,078,530,187.38	229,073,357.23	19,307,603,544.61	13,841,269,716.29	4,186,110,815.23	18,027,380,531.52	17,482,045,632.47	242,167,874.67	17,724,213,507.14	10,877,723,460.14	5,541,769,197.29	16,419,492,657.43	

	201,142,107.78	6,114,403.37	6,114,403.37	98,539,207.03	125,503,804.70	-16,783,172.47	-16,783,172.47	41,250,421.42	

2

1

(i)				13.07%	

20%

20%

20%

2

	/	/
	49,678,550,224.95	49,815,175,891.08
	6,268,950,740.42	5,629,691,802.17
	55,947,500,965.37	55,444,867,693.25
	31,227,158,842.55	31,591,822,822.78
	5,009,856,763.59	3,564,524,459.07

/


---


1

--	--	--	--	--	--

10,076,950,000.00

32.98%



---




	25,000,000.00	2017 04 14	2018 04 14	
	25,000,000.00	2017 04 21	2018 04 21	
	50,000,000.00	2017 06 20	2018 06 19	
	40,000,000.00	2017 03 09	2018 03 09	
	40,000,000.00	2017 03 10	2018 03 10	
	40,000,000.00	2017 03 21	2018 03 21	
	40,000,000.00	2017 03 22	2018 03 22	
	22,000,000.00	2017 09 20	2018 03 20	
	20,000,000.00	2017 04 25	2018 04 24	
	100,000,000.00	2017 05 25	2018 05 24	

---

	100,000,000.00	2017 07 31	2018 01 30	
	30,000,000.00	2017 06 27	2018 06 20	
	100,000,000.00	2017 04 21	2018 04 21	
	60,000,000.00	2017 05 12	2018 05 12	
	-----	2017 06 08		

	40,000,000.00	2017 06 30	2018 06 29	
	112,500,000.00	2015 03 10	2018 03 09	

150,000,000.00 2016 01 22

~~2018~~

	40,000,000.00	2017 10 10	2018 10 10	
	30,000,000.00	2017 10 11	2018 10 11	
	20,000,000.00	2017 10 12	2018 10 12	
	59,000,000.00	2017 10 17	2018 10 17	
	51,000,000.00	2017 07 05	2018 07 05	
	49,000,000.00	2017 07 10	2018 07 10	
	30,000,000.00	2017 07 11	2018 07 11	
	15,000,000.00	2018 02 01	2018 08 01	
	10,000,000.00	2017 07 07	2018 07 06	
	24,000,000.00	2018 02 06	2018 08 06	

	50,000,000.00	2018 03 22	2019 03 21	
	50,000,000.00	2018 04 19	2019 04 19	
	20,000,000.00	2017 07 25	2018 07 25	
	1,636,300.00	2003 12 02	2018 12 02	
	2,181,800.00	2005 02 25	2020 02 25	
	100,000,000.00	2017 10 25	2018 10 25	
	100,000,000.00	2018 02 06	2019 02 05	
	30,000,000.00	2017 10 13	2018 10 13	
	50,000,000.00	2018 03 09	2018 09 08	
	50,000,000.00	2017 07 26	2018 07 24	
	50,000,000.00	2017 10 13	2018 10 12	
	50,000,000.00	2017 08 18	2018 08 18	

50,000,000.00 2015 01

	75,000,000.00	2017 06 13	2019 06 13	
	50,000,000.00			

	4,300,000.00	2018 03 01	2020 03 01	
	41,000,000.00			





	2,970,000.00	2016 07 28	2019 01 29	
	162,400,000.00	2016 10 19	2021 04 21	
	86,900,000.00	2016 12 19	2021 04 21	

	100,000,000.00	2017 11 10	2018 10 24	
	199,000,000.00	2017 11 10	2019	

		14,000,000.00	700,000.00	14,000,000.00	700,000.00
		10,400,000.00	520,000.00	10,400,000.00	520,000.00
		1,079,860.06	53,229.00	733,022.68	35,887.49
		25,210,000.00		25,210,000.00	
		181,632,452.15		254,360,117.95	
		58,090,057.78		30,002,165.39	
		380,471,483.52		105,638,960.65	
				1,360,000.00	

2

		1,605,171,396.50	812,777,417.99
		233,888,226.16	156,262,752.00
		320,819.87	320,819.87
		1,000.00	1,000.00
		200,000,000.00	
		2,039,381,442.53	969,361,989.86

---

	2018 6 30	2017 12 31
	4,753,930.70	5,466,529.31
	7,054,473.12	4,881,500.70
	205,200.00	4,661,500.70
	615,600.00	991,726.60

	00,710.73	43,044,216.81	-44,278,739.98	6,622,150.44					6.42
	00,710.73	43,044,216.81	-44,278,739.98	6,622,150.44					6.42
	06,906.52		-7,380,697.08	6,401,401.17					2.49
	16,316.25	132,764,306.76	104,655,006.62	281,537,006.66					
	84,925.36	131,136,474.11	135,854,665.25	378,327,419.77					
	2,238,114.15	-6,665,952.59	5,840,128.72	69,518,106.57	-1,991,124.80	78,884,930.87	-84,313,629.49	63,510,573.43	
	1,283,475.06	7,535,755.01	1,851,566.83	16,910,562.44	102,334.54	10,732.35	-9,255,765.19	18,438,661.04	
	954,639.09	-14,201,707.60	3,988,561.89	52,607,544.13	-2,093,459.34	78,874,198.52	-75,057,864.30	45,071,912.39	
	4,042,208.59	5,729,447.19	17,084,345.3	4,333,893.91	161,087,443.61	8,325,773.20	-4,760,001.89	34,916,753.8	
	5.02	7.10	49.82	0.28		2.34	0.11	08.06	

10%

723,131.51 ( ) 2018

2017

2018 6 30 2017 12 31

	2018 6 30		
-			
	1,458,186.55	1,411,739.86	2,869,926.41
	4,044,219.78	1,593,283.36	5,637,503.14
	5,502,406.33	3,005,023.22	8,507,429.55
	-	-	-

---

	2017 12 31		
-			
	4,260,092.11	2,523,081.81	6,783,173.92

---

	8,744,750,139.27				8,744,750,139.27
	115,506,713.22				115,506,713.22



2018 6 30 2017 12 31

2018 6 30 2017

2

0.00

0.00

3

4

2018 6 30

30Q3139.82/289.04 35.34 17 58/98 0.714A4>Tj EMC /P 156/MCID 23q7138.68/281.24 37.64.50.82/98

d` □

Q32169 8 289.04 35.3 17 58/98 0.714A4>Tj EMC /P 165/MCID 23q7214.94/281.24 37.58 50.82/98

Q3331.78 289.04 29.88 17 58/98 0.714A4>Tj EMC /P 177/MCID 23q7330 64/281.24 32.22/50.82/98



---

	5,552,366.87	1,743,784.45

**1**



	57,756,91 7.60			3,513,881 .16				-735,000. 00			53,508,03 6.44
	47,136,88 7.44			59,739.36				-350,000. 00			46,727,14 8.08
	10,884.87			10,884.87							
	2,938,492 ,559.56			24,280,38 0.53	-24,266,6 11.39			-84,616,2 79.11			2,853,890 ,049.59
											2,853,890 ,049.59

**1**

--	--	--

3

## 第十一节 备查文件目录

- 一、载有法定代表人、主管会计工作负责人姓名并盖章的会计报表；
- 二、报告期内在中国证监会指定网站上公开披露过的所有公司文件的正本及公告的原稿；
- 三、载有公司董事、监事、高级管理人员的名单。

董 事 长

天津泰达股份有限公司

董 事 会

2018 年 8 月 31 日